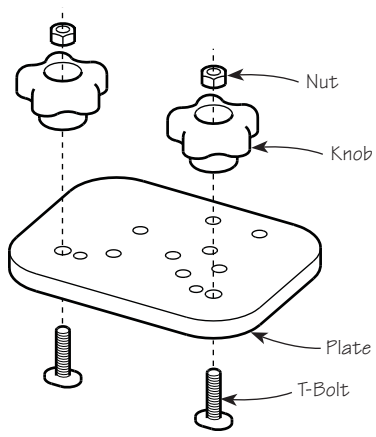


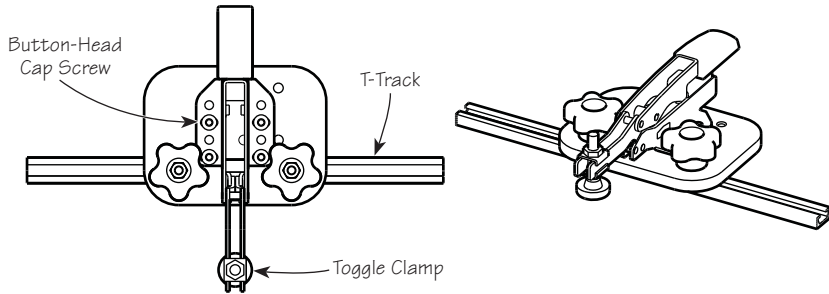
This plate attaches to a Bessey auto-adjust toggle clamp, allowing you to quickly position the clamp anywhere along a T-track.

Assemble the included T-bolts, knobs and nuts as shown in **Figure 1**.

For use perpendicular to the T-track, position the toggle clamp on the plate as shown in **Figure 2** and secure using the included button-head cap screws and hex key.

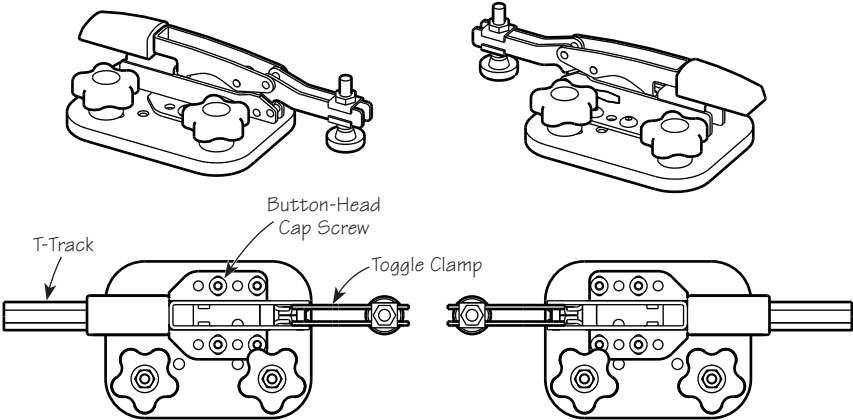


**Figure 1: Assembling the T-bolts, knobs and nuts on the plate.**



**Figure 2: Toggle clamp perpendicular to T-track.**

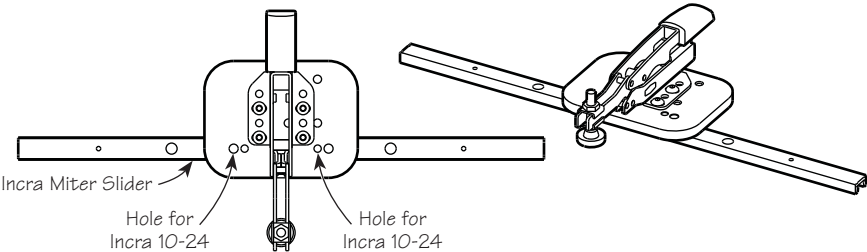
For use parallel to the T-track, position the toggle clamp on the plate, facing either right or left, as shown in **Figure 3** (flip the plate to achieve required orientation). Secure using the included button-head cap screws and hex key.



**Figure 3: Toggle clamp parallel to T-track.**

Two holes have also been included in the plate to allow mounting to the Incra® Miter-Slot Slider Bar or Miter-Slot Runner (screws not included), as shown in **Figure 4**.

*Note: The T-bolts and knobs are not required for this application.*



**Figure 4: Toggle clamp on Incra® Miter-Slot Slider Bar or Miter-Slot Runner.**